

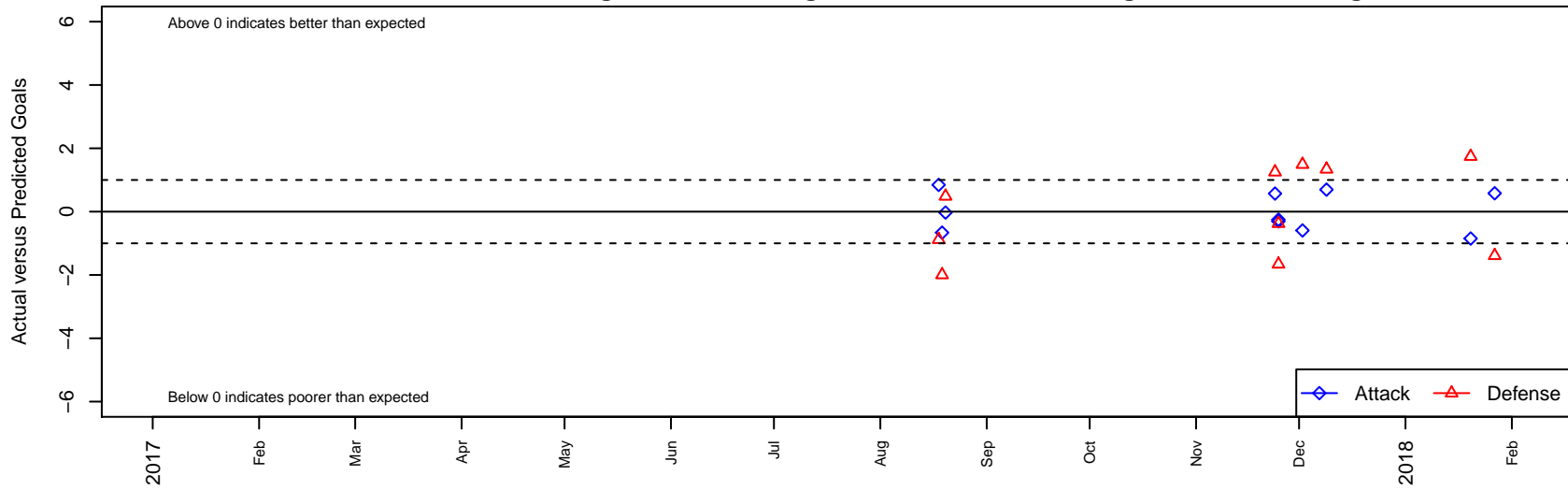
NSC Impact White G03

North Shore SC
 Woodinville, WA
 G03 total strength=890
 attack=1.32 defense=1.41
 fall league = NPSL Div 3 (03) U15

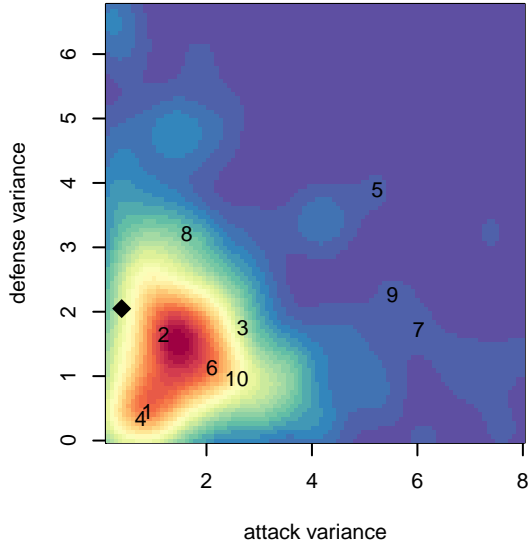
alt names used:
 NSC Impact G03
 NSC Impact G03 White
 NSC Impact G03 Suraci
 NSC Impact G03 White

Venues played:
 2017 Xtreme Cup GU15
 2017 Cranberry Cup U15
 2017 NPSL Division 3 (03) U15

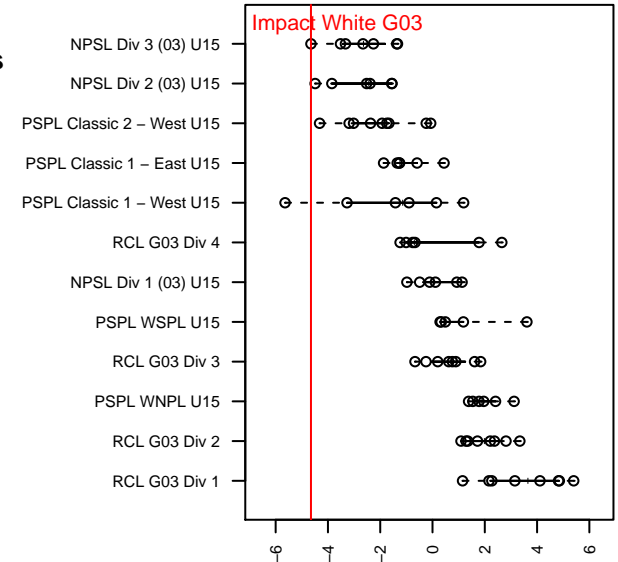
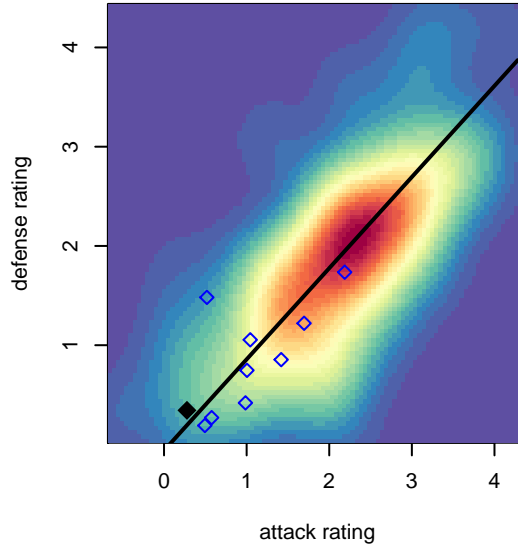
NSC Impact White G03
 Dots are actual minus expected GF (blue circles) and GA (red triangles).
 Blue line is smoothed change in attack strength. Red is smoothed change in defense strength.



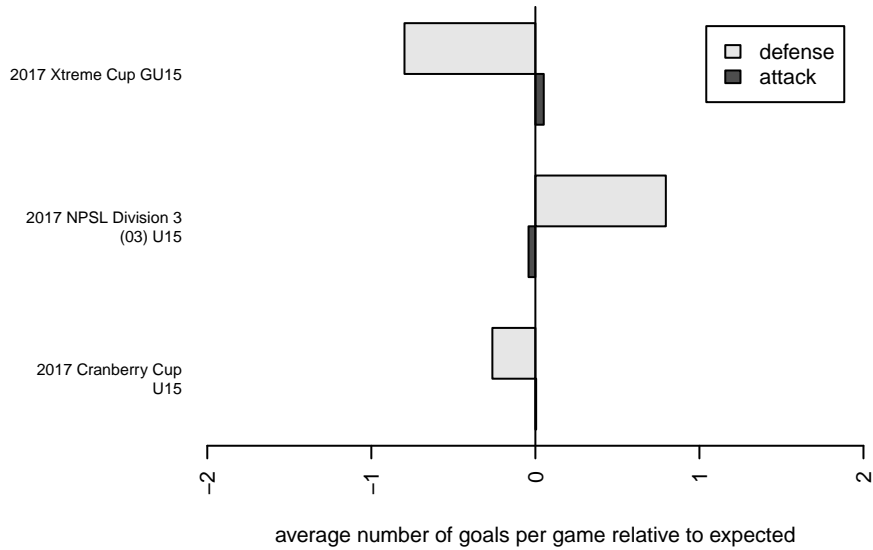
**attack and defense variance (black dot)
relative to other teams
and top 10 in region**



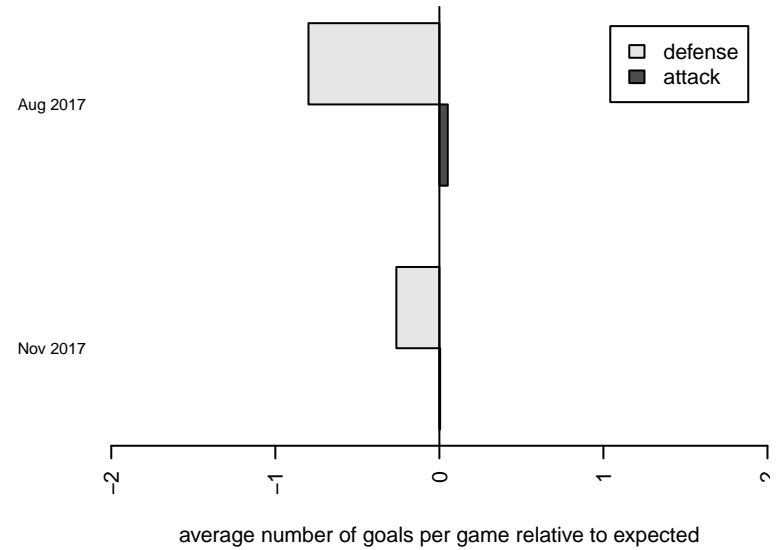
**attack and defense rating
relative to others at age
and all opponents in last 13 months**



Performance relative to 13 month average



Performance relative to 13 month average



date	home		away		venue	pred.home	pred.away
2018-01-27	Seattle United NE Blue G03	5	NSC Impact White G03	1	2017 NPSL Division 3 (03) U15	3.61	0.42
2018-01-20	NSC Impact White G03	0	FWFC Select G03	1	2017 NPSL Division 3 (03) U15	0.85	2.74
2017-12-09	Lake Hills Supreme G03	0	NSC Impact White G03	1	2017 NPSL Division 3 (03) U15	1.34	0.30
2017-12-02	NSC Impact White G03	0	Blackhills FC Red G03	1	2017 NPSL Division 3 (03) U15	0.59	2.49
2017-11-25	NSC Impact White G03	0	NSC Vipers G03	7	2017 Cranberry Cup U15	0.25	6.62
2017-11-25	NSC Impact White G03	0	Lake Hills Supreme G03	3	2017 Cranberry Cup U15	0.30	1.34
2017-11-24	Crossfire Select Oka G03	1	NSC Impact White G03	1	2017 Cranberry Cup U15	2.25	0.43
2017-08-20	NSC Impact White G03	1	West Narrows FC Blue G03	1	2017 Xtreme Cup GU15	1.03	1.48
2017-08-19	Nortac Sparta White G03	4	NSC Impact White G03	0	2017 Xtreme Cup GU15	2.00	0.66
2017-08-18	NSC Impact White G03	2	WA Rush Select G03	2	2017 Xtreme Cup GU15	1.15	1.12